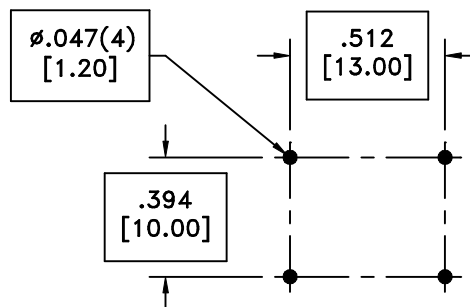
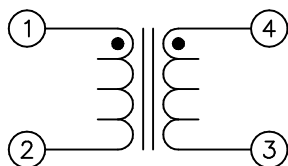
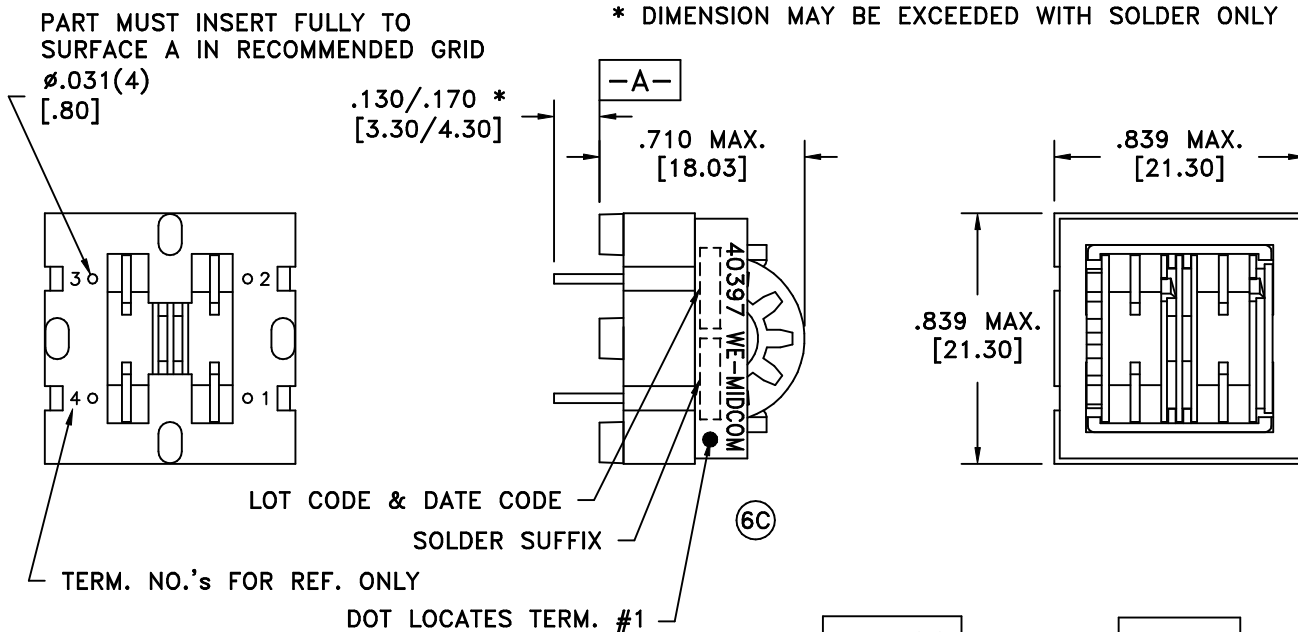


SOLDER SUFFIX	CUSTOMER TERMINAL	RoHS	LEAD(Pb)-FREE	6C
	Sn63%, Pb37%	No	No	
LF1	Sn96%, Ag4%	Yes	Yes	

\* DIMENSION MAY BE EXCEEDED WITH SOLDER ONLY



RECOMMENDED  
P.C. PATTERN, COMPONENT SIDE

**ELECTRICAL SPECIFICATIONS @ 25°C unless otherwise noted:**

- D.C. RESISTANCE (@20°C): 1-2, 0.225 ohms ±15%.  
4-3, 0.225 ohms ±15%.
- DIELECTRIC RATING: 2000VAC, 1 minute tested by applying 2500VAC for 1 second between 1-4; 1-core; 4-core.
- INDUCTANCE: 2.7mH min., 10kHz, 100mVAC, 1-2 Ls.  
2.7mH min., 10kHz, 100mVAC, 4-3 Ls.
- TURNS RATIO: (4-3):(1-2) = 1:1, ±1%.
- D.C. CURRENT: 1.2A continuous current based on maximum delta T of 40°C from 25°C.
- OPERATING TEMPERATURE RANGE: -25°C to +115°C.

DETAILS SUBJECT TO CHANGE

Unless otherwise specified: Tolerances: Angles: ±1° Fractions: ±1/64 Decimals: ±.005[.13]	DRAWING TITLE <b>INDUCTOR</b>		DRAWING NO. <b>40397/-LF1</b>	REV. <b>6C</b> 4/07	DWG.# 40397/-LF1
	eiSos p/n:				
This drawing is dual dimensioned. Dimensions in brackets are in millimeters.					