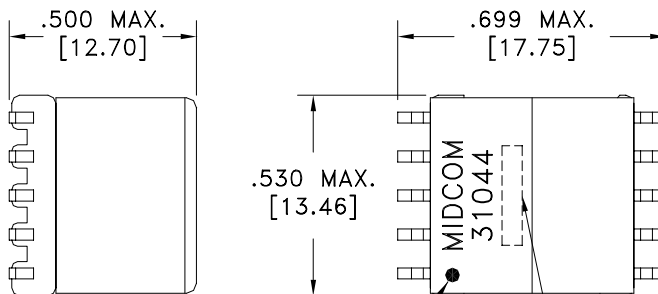
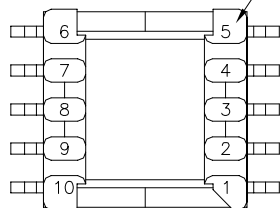
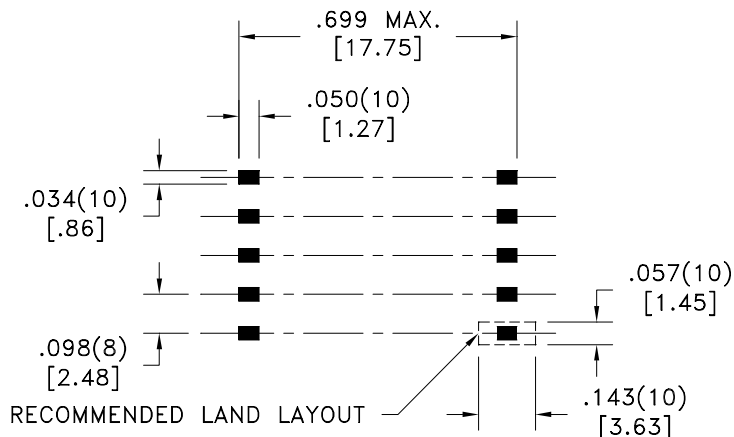
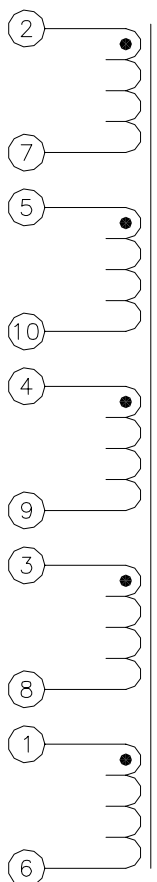


TERM. NO.'s FOR REF. ONLY



DOT LOCATES TERM. #1

LOT CODE & DATE CODE



TERMINAL PAD DIMENSIONS
CUSTOMER TO DETERMINE LAND SIZE

ELECTRICAL SPECIFICATIONS @ 25°C unless otherwise noted:

D.C. RESISTANCE (@20°C):	0.200 ohms max. for any winding.
DIELECTRIC RATING:	500VAC for 1 second between all windings.
INDUCTANCE:	7.1uH ±15%, 10kHz, 10mVAC, 2-7, Ls.
URNS RATIO:	(2-7):(5-10) = 1:1, ±1%. (2-7):(4-9) = 1:1, ±1%. (2-7):(3-8) = 1:1, ±1%. (2-7):(1-6) = 1:1, ±1%.

Midcom, Inc.
Watertown, SD USA
Toll Free: 800-643-2661
Fax: 605-886-4486

Unless otherwise specified:
Tolerances: Fractions: ±1/64
Angles: ±1° Decimals: ±.005(.127mm)

DRAWING TITLE
TRANSFORMER

Midcom

DRAWING NO.
31044R

REV.
6A

This drawing is dual dimensioned.
Dimensions in brackets are in millimeters.

REVISIONS: SEE SHEET 1

SCALE ---

SHEET 2 OF 5

DWG.# 31044R