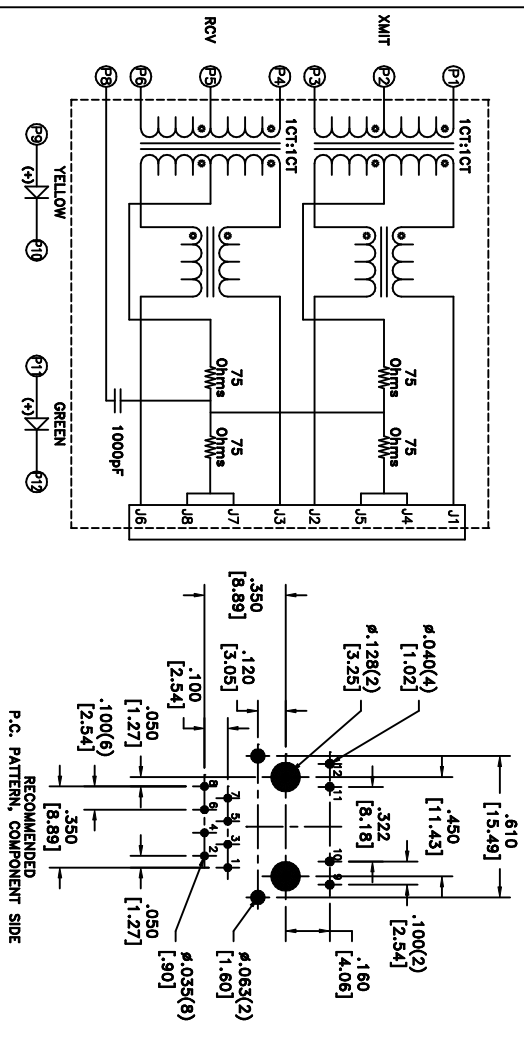
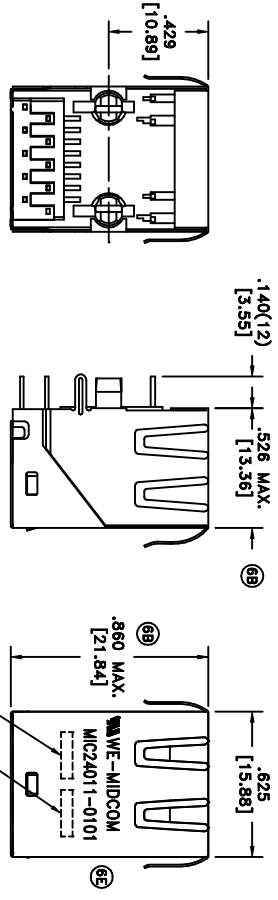
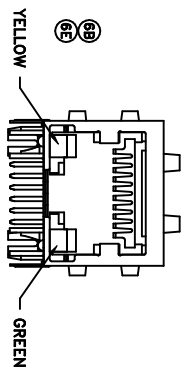


SOLDER SUFFIX	CUSTOMER TERMINAL	RoHS	LEAD(Pb)-FREE
LF3	SM100X	Yes	Yes



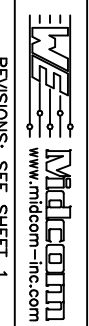
P.C. PATTERN, COMPONENT SIDE

ELECTRICAL SPECIFICATIONS @ 25°C unless otherwise noted:

- INDUCTANCE: 350nH min., 100kHz, 100mV, 6mADC, J1-J2; J3-J6, 1p.
- DIELECTRIC RATING: 1500Vrms for 1 minute between P1-J1 (tie P1+P4).
- TURNS RATIO/POLARITY: (P1-P3):(J1-J2) = 1:1, ±2%
(P4-P6):(J3-J6) = 1:1, ±2%
- INSERTION LOSS: -1.0dB max., 1MHz - 100MHz.
- RETURN LOSS: -18dB min., 1M - 30MHz.
-16dB min., 30M - 45MHz.
-14dB min., 45M - 60MHz.
-12dB min., 60M - 80MHz.
- CROSSTALK: -33dB min., 1MHz - 100MHz.
- COMMON MODE REJECTION: -35dB min., 1MHz - 100MHz.
- OPERATING TEMPERATURE RANGE: 0°C to +70°C.

Unless otherwise specified:
Tolerances: Fractions: ±1/64
Angles: ±1° Decimals: ±.010(.25mm)
This drawing is dual dimensioned. Dimensions in brackets are in millimeters.

DRAWING TITLE
TRANSFORMER
RJ45-18



REVISIONS: SEE SHEET 1

DRAWING NO.	SCALE	SHEET	REV.
MIC24011-0101X-LF3	----	2 OF 7	4/07

PACKAGING TABLE	
X	PACKAGE
T	TUBE
W	TRAY
AGENCY NUMBER	
UL60950-1	E205930