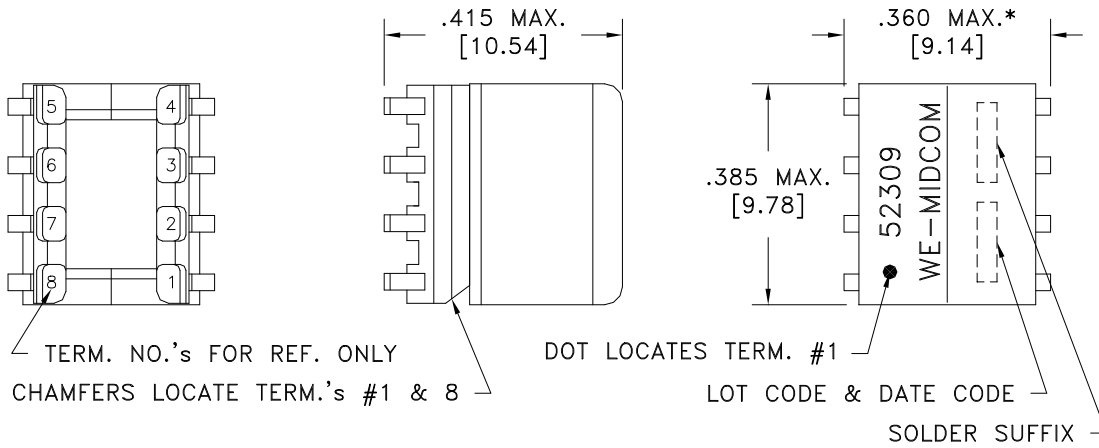
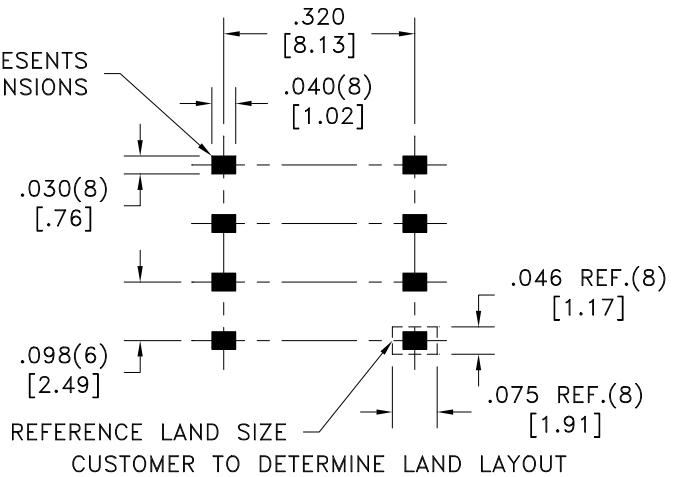
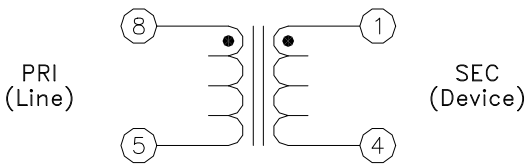


SOLDER SUFFIX	CUSTOMER TERMINAL	RoHS	LEAD(Pb)-FREE
LF1	Sn96%, Ag4%	Yes	Yes

* DIMENSION MAY BE EXCEEDED WITH SOLDER ONLY



AREA REPRESENTS
TERMINAL PAD DIMENSIONS



ELECTRICAL SPECIFICATIONS @ 25°C unless otherwise noted:

- LONGITUDINAL BALANCE: 45dB min., 125k - 2MHz, per ITU Method (L->M).
- D.C. RESISTANCE (@20°C): 8-5, 0.510 ohms ±10%.
1-4, 0.225 ohms ±10%.
- INSERTION LOSS: 0.5dB max., 1MHz, 29 ohm load.
- DIELECTRIC RATING: 1500VAC, 1 minute tested by applying 1875VAC for 1 second between 8-1.
- INDUCTANCE: 100uH ±10%, 100kHz, 100mVAC, 8-5, Ls.
- LEAKAGE INDUCTANCE: 0.5uH max., 1MHz, 100mVAC, 8-5(tie 1+4), Ls.
- TURNS RATIO: (8-5):(1-4) = 1.86:1, ±2%.
- TOTAL HARMONIC DISTORTION: -75dB max., 125kHz, 2Vrms across PRI, 29 ohm load, 100 ohm input.
- INTERWINDING CAPACITANCE: 55pF max., 25kHz, 100mVAC, 8-1(tie 5+8, 1+4), Cs.
- OPERATING TEMPERATURE RANGE: -40°C to +85°C.

Designed to comply with the following requirements as defined by IEC60950-1, EN60950-1, UL60950-1/CSA60950-1 and AS/NZS60950.1:
- Functional insulation for a primary circuit at a working voltage of 250Vrms.

DETAILS SUBJECT TO CHANGE

Unless otherwise specified: Tolerances: Angles: ±1° Fractions: ±1/64 Decimals: ±.005[.13]	DRAWING TITLE TRANSFORMER	Midcom WE www.midcom-inc.com		DWG.# 52309R-LF1
	eiSos p/n: 750052309	DRAWING NO. 52309R-LF1	REV. 6A 7/07	
This drawing is dual dimensioned. Dimensions in brackets are in millimeters.	REVISIONS: SEE SHEET 1	SCALE ---	SHEET 2 OF 6	