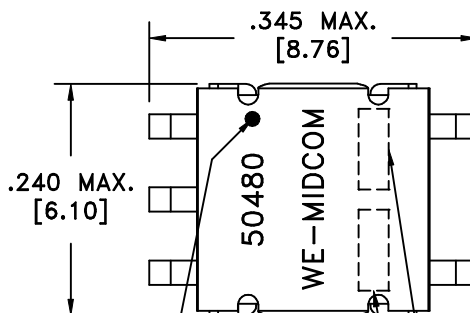
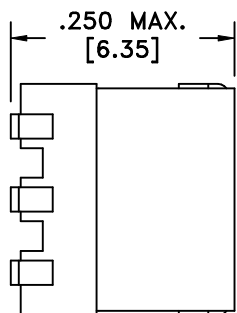
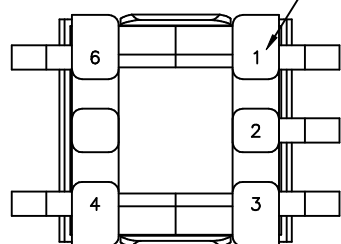


SOLDER SUFFIX	CUSTOMER TERMINAL	RoHS	LEAD(Pb)-FREE
LF1	Sn96%, Ag4%	Yes	Yes

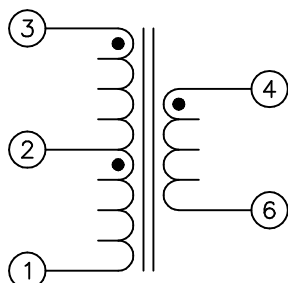
TERM. NO.'s FOR REF. ONLY



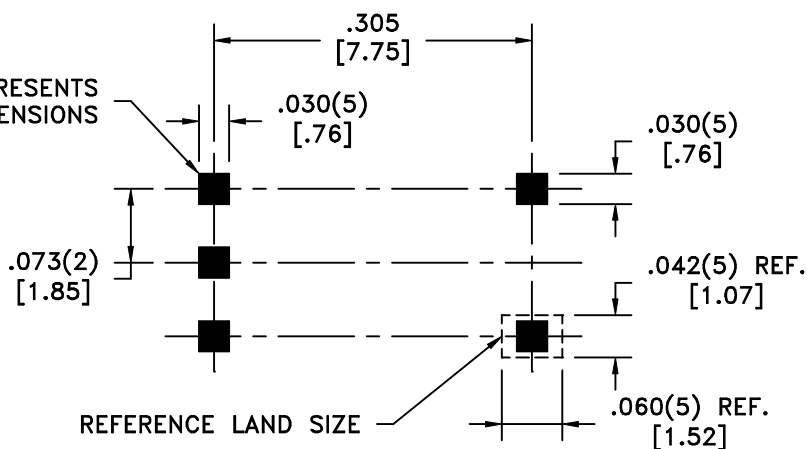
DOT LOCATES TERM. #1

LOT CODE & DATE CODE

SOLDER SUFFIX



AREA REPRESENTS TERMINAL PAD DIMENSIONS



REFERENCE LAND SIZE

CUSTOMER TO DETERMINE LAND LAYOUT

ELECTRICAL SPECIFICATIONS @ 25°C unless otherwise noted:

- LONGITUDINAL BALANCE: 35dB min., 1.544MHz.
- D.C. RESISTANCE (@20°C):
 - 3-2, 1.22 ohms max.
 - 2-1, 1.40 ohms max.
 - 4-6, 2.54 ohms max.
- DIELECTRIC RATING: 1500VAC, 1 minute tested by applying 1875VAC for 1 second between 3-4.
- INDUCTANCE: 2.0mH min, 10kHz, 100mVAC, 3-1, Ls, 20°C.
- LEAKAGE INDUCTANCE: 1.5uH max., 100kHz, 100mVAC, 3-1(tie 4+6), Ls.
- RETURN LOSS: 18dB min., 50k - 3.072MHz.
- TURNS RATIO: (3-1):(4-6) = 1:1, ±1%.
- INTERWINDING CAPACITANCE: 50pF typ., 100kHz, 100mVAC, 3-4, Cs.
- OPERATING TEMPERATURE RANGE: -40°C to +85°C.

DETAILS SUBJECT TO CHANGE

Unless otherwise specified:
 Tolerances:
 Angles: ±1°
 Fractions: ±1/64
 Decimals: ±.005[.13]

This drawing is dual dimensioned.
 Dimensions in brackets are in millimeters.

DRAWING TITLE
TRANSFORMER

eiSos p/n:

REVISIONS: SEE SHEET 1

DRAWING NO.
50480R-LF1

REV.
 6C
 10/06

SCALE --- SHEET 2 OF 5

DWG.# 50480R-LF1