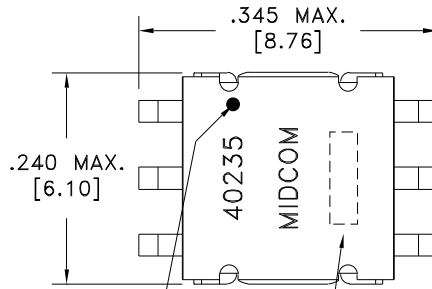
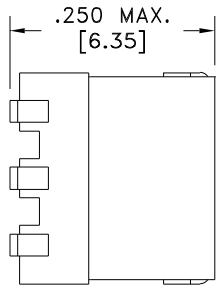
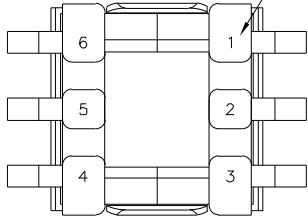
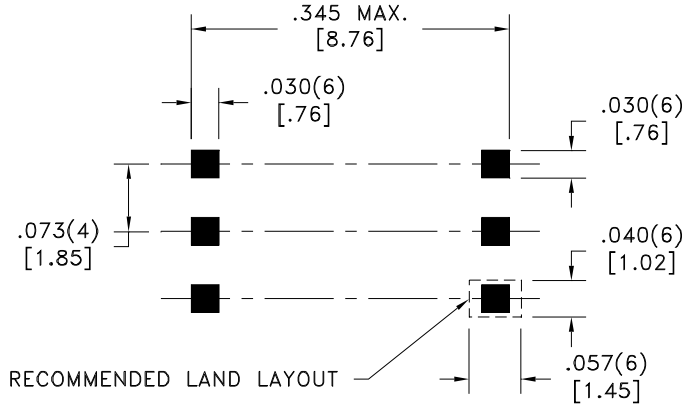
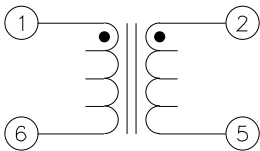


TERM. NO.'s FOR REF. ONLY



DOT LOCATES TERM. #1

LOT CODE & DATE CODE



TERMINAL PAD DIMENSIONS
CUSTOMER TO DETERMINE LAND SIZE

ELECTRICAL SPECIFICATIONS @ 25°C unless otherwise noted:

- D.C. RESISTANCE (@20°C): 1-6, 1.1 ohms ±10%.
2-5, 1.1 ohms ±10%.
- DIELECTRIC RATING: 500VAC, 1 minute tested by applying 625VAC for 1 second between 1-5.
- INDUCTANCE: 47uH ±7%, 10kHz, 100mVAC, 1-6, Ls.
- TURNS RATIO: (1-6):(2-5) = 1:1, ±1%.

DETAILS SUBJECT TO CHANGE

Midcom, Inc.

Watertown, SD USA
Toll Free: 800-643-2661
Fax: 605-886-4486

This drawing is dual dimensioned.
Dimensions in brackets are in millimeters.

Unless otherwise specified:
Tolerances: Fractions: ±1/64
Angles: ±1° Decimals: ±.005(.127mm)

DRAWING TITLE

INDUCTOR

REVISIONS: SEE SHEET 1

Midcom

DRAWING NO.

40235R

REV.

6A

SCALE ---

SHEET 2 OF 5

DWG.# 40235R